



WAMA ELECTRONICS TECH CO.,LTD

1. Preface

The purpose of this product specification is to provide technical information for the rechargeable Lithium-ion cylindrical battery 17500, manufactured and supplied by WaMa.

2. Description and Model

2.1 Description	Rechargeable Lithium-ion cylindrical battery
2.2 Model	17500

3. Specification

3.1 Capacity	1100mAh
3.2 Charging Voltage	4.20V
3.3 Nominal Voltage	3.7V at 0.2C ₅ mA
3.4 Standard Charging Method	Constant current:0.5C ₅ mA Constant voltage 4.20V
3.5 Cut-off Discharge Voltage	3.00V
3.6 Max.Discharge Current	1.5C ₅ mA
3.7 Max.Charge Current	1C ₅ mA
3.8 Cycle Life	>500 cycles
3.9 Ambient Temperature	
for Standard Charge	0°C ~ 45°C
for Discharge	-20°C ~ 60°C
3.10 Storage	
for within the temperature	-20°C ~ 60°C
for within the humidity	≤75%
3.11 Energy Density	
Wh/L	~350
Wh/Kg	~140
3.12 Weight of Bare Cell	~25g
3.13 Charge State Internal Impedance	<80mΩ

4.Appearance

Appearance shall be free from any remarkable scratch,flaws, rust, discoloration or electrolyte leakage(visible or by smell)

5.Standard Test condition

5.1 Environment Conditions

Unless otherwise specified,all test stated in this Product Specification are conducted within the temperature 15~25°C and the humidity 45~85%RH.

WaMa Battery Individual Data Sheets

5.2 Test Equipment

(1) Impedance meter

The impedance meter with AC 1kHz should be used

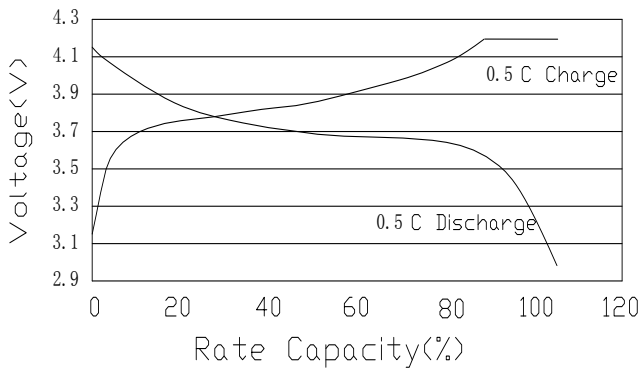
6. Test Procedure and Its Standard

Item	Measuring Procedure	Standard
6.1 Appearance	Visual	No Defect and Leak
6.2 Dimension	Caliper	As item 8
6.3 Weight	Scale	As item 3.12
6.4 Maximum Charge Current	CCCV(Constant Current Constant Voltage)	1C ₅ mA
6.5 Full charge	CCCV	CC-0.5C ₅ mA CV- 4.2V End-Current 0.01C ₅ mA
6.6 Open Circuit Voltage	Within 1hr after full charge,measure Open circuit voltage	>4.10V
6.7 Internal Impedance	Measure the battery with 1kHz AC	<80mΩ
6.8 Discharge Capacity	Within 1hr after full charge,discharge until final discharge,at 0.2C ₅ mA and measure the capacity	>1100mAh
6.9 Maximum Discharge Current	Until final discharge voltage	1.5C ₅ mA
6.10 Charge/Discharge Cycle Life	Charge:CCCV,CC- 0.5C ₅ mA,CV- 4.2V End-Current 0.01C ₅ mA Discharge:0.5C ₅ mA to 3.00V,This charge/discharge shall be repeated 500 times	Discharge capacity should be >70% of item 6.8
6.11 Leakage Proof	After full charging,the battery shall be stored at 40±2℃ and humidity 80±5%for 21 days	No leakage should be observed by visual inspection
6.12 Temperature Characteristics	1)After full charge at 20±5℃ ,stand at -20±2℃ for 18h,then discharge at 0.2C ₅ mA and measure the capacity 2)After full charge at 20±5℃ ,stand at 55±2℃ for 2hrs ,then discharge at 1C ₅ mA and measure the capacity	Discharge capacity should be>60% of item 6.8 and no abnormality on its appearance and stucture
6.13 Charge Retension	After full charging,stand at 20±5℃ for 28 days,measure the discharge capacity according to item 6.8	Discharge capacity should be>85% of item 6.8

WaMa Battery Individual Data Sheets

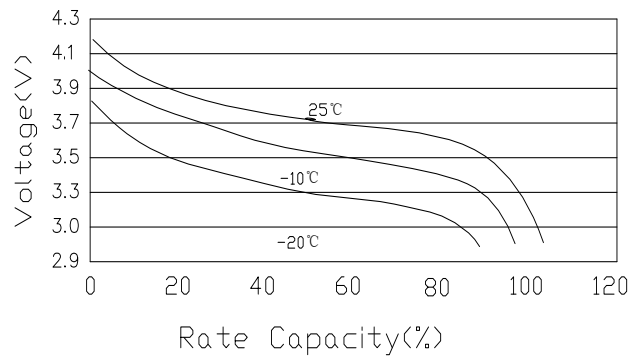
7.1 Charge/Discharge Characteristics

Charge:CC/CV 4.2V, 0.5C₅mA,
End- current 0.01C₅mA
Discharge:0.5C₅mA Cut-off at



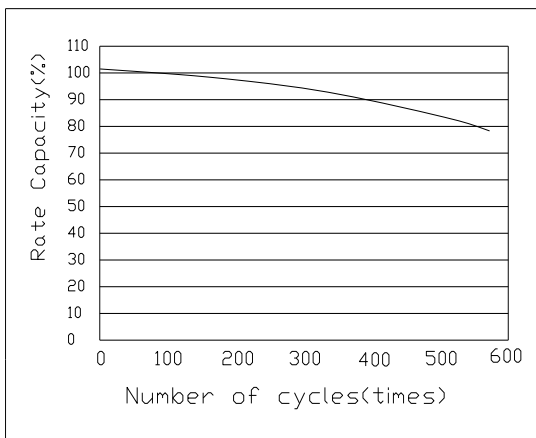
7.3 Temperature Characteristics

Charge: CC/CV 4.2V 0.5C₅mA,
End-Current 0.01C₅mA
Discharge:As item 6.10



7.2 Charge/Discharge Cycle Life

Charge:CC/CV 4.2V, 0.5C₅mA,
End-Current 0.01C₅mA
Discharge:0.5C₅mA,Cut-off at 3.00V
Temperature:25°C



8. Dimension(Bare cell) mm

